



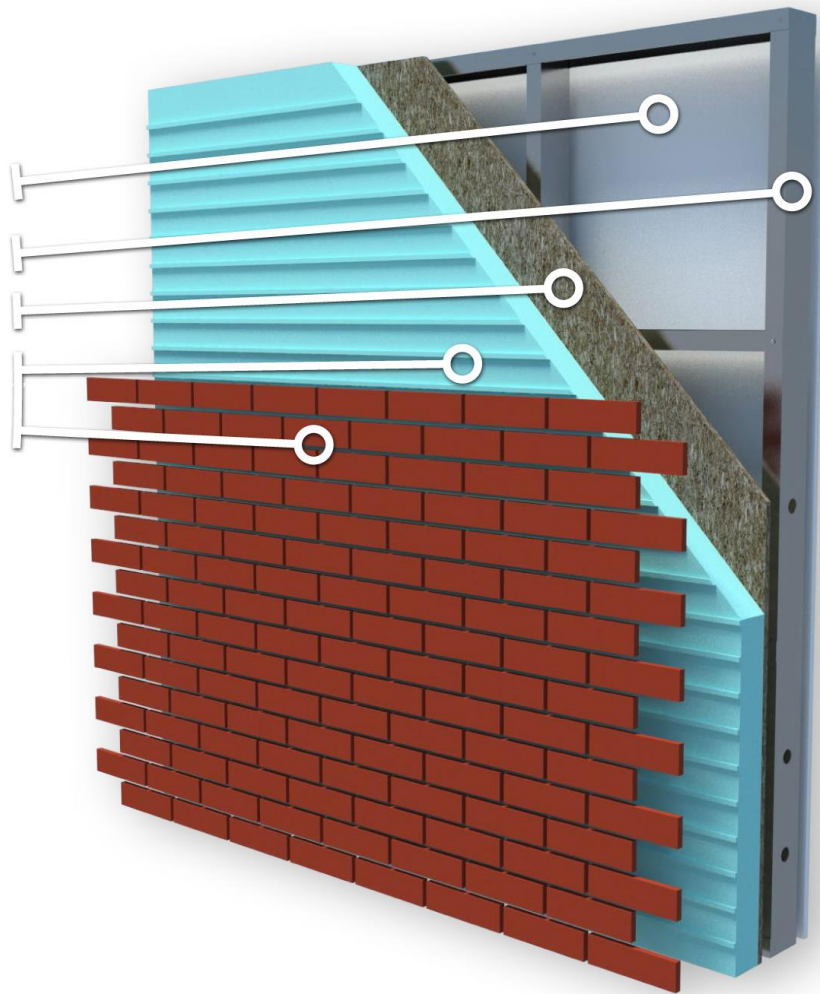
M E T A L • S T U C C O • B R I C K • C L A Y  
I N S U L A T E D

# CASA ROOF

R O O F & F A C A D E C O V E R I N G S

© P E D R A R U S T I C A U S . C O M

Drywall Interior panel  
Wood / LSF structure  
Osb / Drywall External panel 12mm  
Candiwall System




By **CANDIGRÉS**





# BRICK SLIPS


- CLASSIC TEXTURE: SMOOTH FINISH
- MEASUREMENTS: 220 x 65 x 14 mm
- INSULATE WITH XPS FOAM




GREY



BEACH




ROMA




TEMPLAR



WHITE




BROWN



CELTA





# Grey Brick Slips

- CLASSIC TEXTURE: SMOOTH FINISH
- MEASUREMENTS:  
220 x 65 x 14 mm - 6.7 SF/Box
- INSULATE WITH XPS FOAM BOARD  
SIZE: 60x1,20cm  
THICK: 3cm  
4cm  
5cm  
6cm  
8cm  
10cm  
12cm






# BEACH Brick Slips

- CLASSIC TEXTURE: SMOOTH FINISH
- MEASUREMENTS:  
220 x 65 x 14 mm - 6.7 SF/Box
- INSULATE WITH XPS FOAM BOARD  
SIZE: 60x1,20cm  
THICK: 3cm  
4cm  
5cm  
6cm  
8cm  
10cm  
12cm






# ROMA Brick Slips

- CLASSIC TEXTURE: SMOOTH FINISH
- MEASUREMENTS:  
220 x 65 x 14 mm - 6.7 SF/Box
- INSULATE WITH XPS FOAM BOARD  
SIZE: 60x1,20cm  
THICK: 3cm  
4cm  
5cm  
6cm  
8cm  
10cm  
12cm





# TEMPLAR Brick Slips

- CLASSIC TEXTURE: SMOOTH FINISH
- MEASUREMENTS:  
220 x 65 x 14 mm - 6.7 SF/Box
- INSULATE WITH XPS FOAM BOARD  
SIZE: 60x1,20cm  
THICK: 3cm  
4cm  
5cm  
6cm  
8cm  
10cm  
12cm








# WHITE Brick Slips

- CLASSIC TEXTURE: SMOOTH FINISH
- MEASUREMENTS:  
220 x 65 x 14 mm - 6.7 SF/Box
- INSULATE WITH XPS FOAM BOARD  
SIZE: 60x1,20cm  
THICK: 3cm  
4cm  
5cm  
6cm  
8cm  
10cm  
12cm






# BROWN Brick Slips

- CLASSIC TEXTURE: SMOOTH FINISH
- MEASUREMENTS:  
220 x 65 x 14 mm - 6.7 SF/Box
- INSULATE WITH XPS FOAM BOARD  
SIZE: 60x1,20cm  
THICK: 3cm  
4cm  
5cm  
6cm  
8cm  
10cm  
12cm






# CELTA Brick Slips

- CLASSIC TEXTURE: SMOOTH FINISH
- MEASUREMENTS:  
220 x 65 x 14 mm - 6.7 SF/Box
- INSULATE WITH XPS FOAM BOARD  
SIZE: 60x1,20cm  
THICK: 3cm  
4cm  
5cm  
6cm  
8cm  
10cm  
12cm



# BRICK SLIPS


- PRESTIGE TEXTURE: BUSH HAMMERED FINISH
- MEASUREMENTS: 220 x 65 x 14 mm
- INSULATED WITH XPS FOAM




GREY



BEACH



ROMA



TEMPLAR




WHITE



CELTA





# Grey Brick Slips

- PRESTIGE TEXTURE: BUSH HAMMERED FINISH
- MEASUREMENTS:  
220 x 65 x 14 mm - 6.7 SF/Box
- INSULATE WITH XPS FOAM BOARD  
SIZE: 60x1,20cm  
THICK: 3cm  
4cm  
5cm  
6cm  
8cm  
10cm  
12cm






# BEACH Brick Slips

- PRESTIGE TEXTURE: BUSH  
HAMMERED FINISH
- MEASUREMENTS:  
220 x 65 x 14 mm - 6.7 SF/Box
- INSULATE WITH XPS FOAM BOARD  
SIZE: 60x1,20cm  
THICK: 3cm  
4cm  
5cm  
6cm  
8cm  
10cm  
12cm





# ROMA Brick Slips

- PRESTIGE TEXTURE: BUSH HAMMERED FINISH
- MEASUREMENTS:  
220 x 65 x 14 mm - 6.7 SF/Box
- INSULATE WITH XPS FOAM BOARD  
SIZE: 60x1,20cm

THICK: 3cm

4cm

5cm


6cm

8cm

10cm

12cm





# TEMPLAR Brick Slips

- PRESTIGE TEXTURE: BUSH HAMMERED FINISH
- MEASUREMENTS:  
220 x 65 x 14 mm - 6.7 SF/Box
- INSULATE WITH XPS FOAM BOARD  
SIZE: 60x1,20cm  
THICK: 3cm  
4cm  
5cm  
6cm  
8cm  
10cm  
12cm








# WHITE Brick Slips

- PRESTIGE TEXTURE: BUSH HAMMERED FINISH
- MEASUREMENTS:  
220 x 65 x 14 mm - 6.7 SF/Box
- INSULATE WITH XPS FOAM BOARD  
SIZE: 60x1,20cm  
THICK: 3cm  
4cm  
5cm  
6cm  
8cm  
10cm  
12cm






# CELTA Brick Slips

- PRESTIGE TEXTURE: BUSH HAMMERED FINISH
- MEASUREMENTS:
  - 220 x 65 x 14 mm - 6.7 SF/Box
- INSULATE WITH XPS FOAM BOARD
  - SIZE: 60x1,20cm
  - THICK: 3cm
  - 4cm
  - 5cm
  - 6cm
  - 8cm
  - 10cm
  - 12cm





# XPS BOARD

- XPS FOAM BOARD

SIZE: 60x1,20cm

CM	INCH	UN/Box
3cm	1" 1/8	12
4cm	1" 5/8	9
5cm	2"	7
6cm	2" 3/8	6
8cm	3" 1/8	4
10cm	4"	3
12cm	4" 3/4	3



DESCRIPTION	SIZE
CANDIWALL ADHESIVE	25 Kg
CANDIWALL JOINT GROUT	25 Kg
ROUTER BIT FOR WASHER/ANCHOR INTO XPS BOARD	
WASHER FOR WOOD STRUCTURE	200 UD/Bag
GUTTAFOL MEMBRANE	5'x 165' 808 SF/Roll
STEEL WASHER W/ANCHORS FOR CEMENT	7cm - 200 UD/Bag
STEEL WASHER W/ANCHORS FOR CEMENT	9cm - 200 UD/Bag
STEEL WASHER W/ANCHORS FOR CEMENT	11cm - 200 UD/Bag
STEEL WASHER W/ANCHORS FOR CEMENT	14cm - 200 UD/Bag
STEEL WASHER W/ANCHORS FOR CEMENT	16cm - 200 UD/Bag
STEEL WASHER W/ANCHORS FOR CEMENT	18cm - 200 UD/Bag
STEEL WASHER W/ANCHORS FOR CEMENT	20cm - 200 UD/Bag
WOOD SCREWS	5cm - 300 UD/Bag
WOOD SCREWS	6cm - 200 UD/Bag
WOOD SCREWS	7cm - 200 UD/Bag
WOOD SCREWS	9cm - 200 UD/Bag
WOOD SCREWS	11cm - 100 UD/Bag
WOOD SCREWS	12cm - 100 UD/Bag
WOOD SCREWS	14cm - 100 UD/Bag
WOOD SCREWS	16cm - 100 UD/Bag

# ACCESSORIES



Adhesive



Grout



Washer  
w/ Anchor



Router Bit




Wood Screw




Guttafol





**1**

The fixing of the Candiboard insulation is done with the application of Candiwall cement adhesive on the back of the plate and then its fixation in the wall  
Note: Ensure that the wall is strong enough to hold the steel bolts.

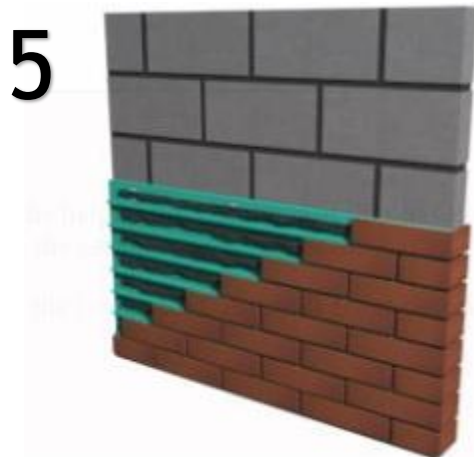



**2**

**3**

Then the steel fixings are applied. 10 per m<sup>2</sup> are applied.

Then the same Candiwall cement adhesive is applied for bonding the ceramic stoneware.



**4**

**5**

With the help of the Candiboard that has horizontal guides the ceramic is easily placed.

Finish the joint with Candiwall grout choose the desired color.

